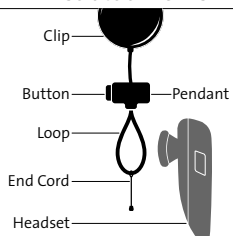


A Sweet Solution
for Bluetooth® Headsets

BlueCLIP™

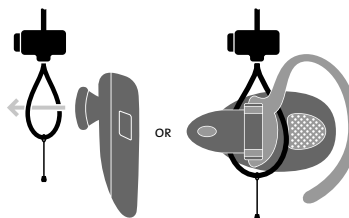
Nectar
Accessories

Instruction Terms

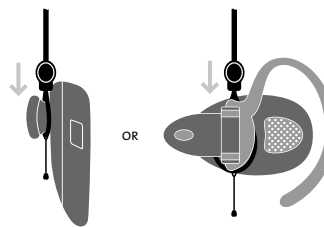


www.NectarAccessories.com

- 1 Pull pendant at least 4" from clip.
- 2 Press button and open loop by pulling end cord.
- 3 Insert headset into loop as shown below.



- 4 Press button, move pendant toward headset to tighten loop and secure headset. Do not secure too tightly. Headset needs to ROTATE in loop.



- 5 Place pendant as shown in below diagram. Then insert headset into ear.



View our tips to getting the best fit:
www.NectarAccessories.com/videos

- 6 To retract, gently pull pendant 1/2". (You may need to extend pendant until you hear a click, then pull 1/2" to retract.) Hold pendant while retracting.

(over)

Thank you for your purchase!

Nectar
Accessories

Don't Lose Your Bluetooth Headset

Tired of searching for your wireless headset when the phone rings? Wondering where to place the headset after a call? Don't want to wear it in your ear?

Nectar Accessories' award winning solutions conveniently secure headsets during and between uses.

More Solutions

Visit us at NectarAccessories.com.

- **BlueNECK**
Fashionable necklace headset holders.
- **Nectar Handbags**
Stop digging through your purse! Clear pocket allows you to see caller ID and text while your phone is in the purse. Works with PDA, Blackberry®, iPhone® or cell phone. Amazing internal pocket structure keeps you organized on the go!

Important Information

This limited warranty covers defects in materials and workmanship of products for one year from date of purchase. For service email info@nectaraccessories.com.

Secure BlueCLIP around hard plastic only. BlueCLIP should not be secured around parts made exclusively of soft plastic, silicon or flexible plastic. Hold pendant while retracting to prevent injury. Keep products away from operating machinery. Do not wrap product cord around body parts. Not for use by children. Small parts may be a choking hazard.

Patents Pending. Printed in China.

About Us

Nectar Accessories was born from necessity: the misplaced headset or digging for a ringing phone in the purse. The flagship products, BlueNECK and BlueCLIP headset holders, debuted in late summer 2008 to immediate success. These were the first of their kind in the market. BlueNECK and BlueCLIP keep the headset secured in a convenient location and reduce the time to answer calls while driving by 75%. These products received the British Female Inventor and Innovator Network's International Special Recognition Award.

Nectar offers products to enhance the electronics lifestyle experience. Nectar Accessories, Inc. is a certified WBE.

(over)